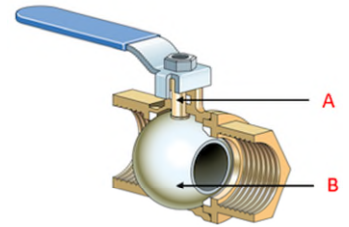


## Taps, Hoses and Manifolds(distributors),


Hi everyone,

Now that we are back and running again, there have been a few questions and issues raised about how best to use our system, particularly the taps and hoses. If you want to leave a hose permanently connected to our system then you need to add something which is variously called a manifold, distributor or splitter to ensure that there is still access to a simple tap for others to use. Our blue lever taps are ball valves, as shown here, and are fully closed at 90 degrees. If you push them very hard the fitting can be damaged and will actually start to re-open again.



### Distributors

Most of these have 2, 3 or 4 outlets and come in a cost range of £4 - £30 both on-line and at places such as Screwfix or B&Q. Here are a few examples with a mix of hose types and distributors:














If you choose to fit one of these then a few points to bear in mind are:

- 1) Try to leave the distributor in place for the whole season. If it is made of hard plastic you will need to drain it down when hard frosts begin (close the blue ball valve and open one of the outlets) as otherwise the plastic will probably crack when water inside it freezes.
- 2) Be very careful when fitting or removing a distributor as the plastic threads on our ball valve taps can become stripped which means the tap has to be replaced. This has already happened on more than one occasion. It is another reason to leave your distributor in place once it is fitted. If you are using a lot of force then you are doing it incorrectly.
- 3) Always make sure that simple tap access is available from one of the outlets for the others who also use your tap. We have approximately 6 ploholders per tap at the moment.
- 4) Sounds obvious, but both the blue ball valve lever and the lever on the distributor need to be open for water to come out. Closing the blue ball valve lever closes all the outlets.

### Hoses

For shorter runs and simple irrigation type systems normal  $\frac{1}{2}$ " garden hose is fine but be sure to avoid having kinks in the line. If you need higher flows and longer runs, such as a whole plot length, then it might be worth investing in a larger bore  $\frac{3}{4}$ " hose, which over a longer distance can carry up to 4 times more water than a  $\frac{1}{2}$ ". Both hose types can be fitted into 'hazelock' style clip-on connectors which fit onto the same size of fixings (Quick-Click  $\frac{3}{4}$ " Male) on the distributor which makes life easier. Some of these are visible in the first two pictures above. I've shown one example of  $\frac{3}{4}$ " hose for sale below, but there are plenty of longer lengths and heavy duty hoses around too.

Some examples of the things you might want to use are shown below. Several are from the Water irrigation/Hydrosure website which seems to be pretty good value and comprehensive. All of the metal ones are also ball valve style operation.

 <p>HydroSure Hose End Connector - 19mm (3/4")</p> <p>★★★★★</p> <p>£1.90 Inc. VAT</p>	 <p>HydroSure Hose End Connector - 13mm and 15mm (1/2" and 5/8")</p> <p>★★★★★</p> <p>£1.20 Inc. VAT</p>	 <p>HydroSure Flexible Garden Hose Pipe - 19mm x 25m</p> <p>★★★★★</p> <p>£29.84 Inc. VAT</p>	 <p>RZJZGZ Hose Splitter, Connector Water Tap: 3/4 Inch Double Y Co Adjustable and Lock Outdoor Gardening</p> <p>Brand: RZJZGZ 4.0 ★★★★★ 76 ratings</p> <p>£10<sup>98</sup></p>	
 <p>HydroSure 2 Way Garden Tap Connector</p> <p>★★★★★</p> <p>£3.13 Inc. VAT</p>	 <p>HydroSure 4 Outlet Water Distributor</p> <p>★★★★★</p> <p>£10.78 Inc. VAT</p>	 <p>HydroSure Two Way Tap Splitter - Quick Click - 3/4" Female</p> <p>★★★★★</p> <p>£11.87 Inc. VAT</p>	 <p>HydroSure Threaded Two Way Tap Splitter - 3/4" Female</p> <p>£11.87 Inc. VAT</p>	 <p>HydroSure Chrome Three Way Water Distributor 3/4" Female</p> <p>★★★★★</p> <p>£22.91 Inc. VAT</p>
 <p>Shogpon 4 Way Solid Brass Duty Outdoor Hose Splitter Water Pipe Manifold Individual for Garden Watering Lawn</p> <p>Brand: Shogpon 4.1 ★★★★★ 62 ratings</p> <p>-12% £17<sup>55</sup> RRP: £19.99</p>		 <p>MKNZOME 4 Way Garden Brass Hose Splitter with 3/4 Inch Connect Kit, Quick...</p> <p>★★★★★ 84 £21.99 ✓prime</p>		

Neil, Mike or I are always happy to offer advice if you are unsure about anything.

With best regards,

Robin